



Instructions and training manual

ANTIMICROBIAL DISPOSABLE CURTAINS



www.medprodefense.com

Why are you using these curtains?

Privacy curtains are everywhere and are necessary for patient care, even in many private rooms.



Evidence shows that even when laundering and infection control protocols are followed the curtains become contaminated with dangerous pathogens almost as soon as they are hung, often long before they appear soiled. The **Medpro Defense Antimicrobial Curtains with Elers technology** are meant to help you and your patients. They help by constantly reducing bacterial load, including *MRSA*, *Klebsiella pneumoniae*, and *Staphylococcus aureus*.

The curtains are also lighter and easier to manipulate than traditional re-usable curtains.

Here are some instructions and hints to help you get the most out of your **Medpro Defense Antimicrobial Curtains**.




Planning tool

Your A.M.G. Medical representative can help you set up a schedule of which item is best for which area in your center.

Department:			
		Feature	Number of locations
Length	2 M		
	2.4 M		
Finish	Honeycomb		
	Solid		
Width	3.75 M		
	5.5 M		
	7.5 M		
Hook	Stem hook		
	C- hook		
	No hook		
	Custom options		

Choosing the hooks

What kind of hooking system is needed for the space?



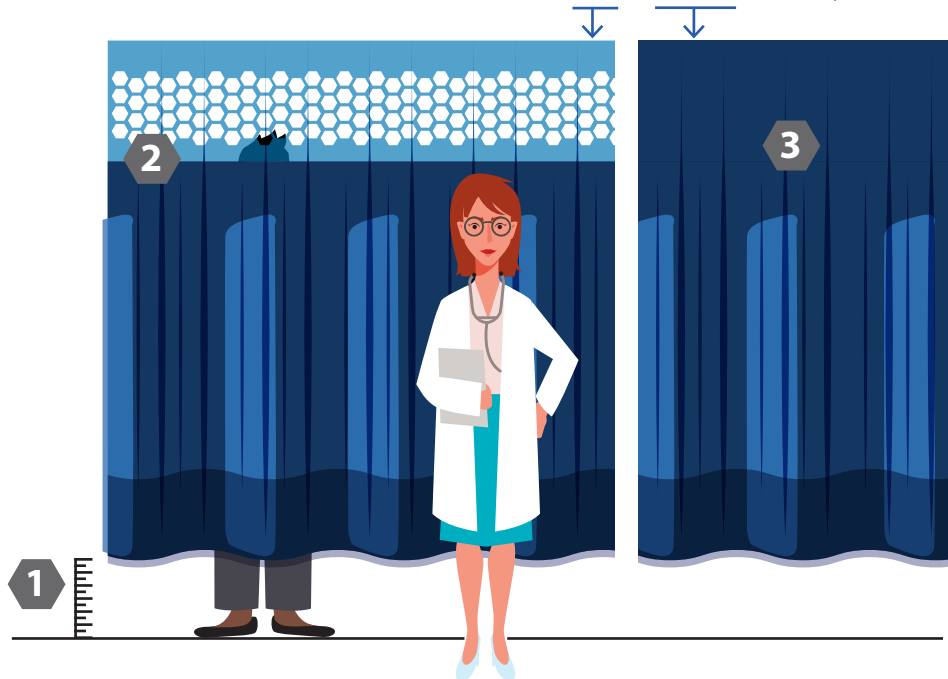
Compatible with most commonly used curtain tracks, **MedPro Defense antimicrobial curtains** are available with a **track hook, glider systems** or with the **eyelet only**.

The right length

Safety regulations in many jurisdictions require that there be a certain amount of mostly open space from the ceiling.

- 1** The curtain should not drag on the floor and should not show a patient's legs above the knee if they are sitting on a commode.
- 2** The curtain should not allow the head of an average adult to be seen when standing up.
- 3** If the track is dropped from the ceiling a curtain without honeycomb mesh may be preferred.

The MedPro Defense curtains are offered with or without the honeycombs.




The right width

Do you have one continuous track around a bed or are there multiple sections?
Do you need 2 narrower curtains to create an opening?

By choosing the right width you will have the correct coverage for patients without extra material to hamper movement.

Before you hang the curtains:

Check your tracks. Whether you are using your existing hooks or those that come with the curtain, dirt, dust, and rust can all undermine how smoothly a curtain will move. The **Medpro Defense Antimicrobial Curtains** are much lighter than most reusable curtains making them easier to hang and move but they may also come off the hook or tear if the track is not in good condition. But as with any product it is best if the supporting structure is sound.



Before you hang **Medpro Defense Antimicrobial Curtains** for the first time take a non-corrosive wipe and run it along the inner track to remove any build-up or detect any obstructions. A silicon wipe can be used which may make movement of the hooks smoother. If there is an obstruction in the track remove it, repair it or if that is not possible arrange the hooks so that the frequency that the obstruction must be passed is limited.

Using MedPro Defense hooks

Making sure the curtain tieback is buttoned holding the curtain together, open the track and insert the hooks. Close the track and you can unbutton the tieback. It is now ready for use.



Using existing hooks




When hanging the curtain on your existing hooks, use every second eyelet to make sure that the curtains spread across the space, that they are balanced and slide smoothly.



If your hook is shallow discuss with your AMG representative options to tighten the hook or include a rubber O-ring.



When moving the curtain hold the first two pleats together for more resistance. You can ensure this by hooking two eyelet holes on the first hook and on the last hook. **Medpro Defense Antimicrobial Curtains** are lighter than traditional reusable curtains. If you hold only the edge and move as quickly as you do with a heavier reusable curtain, it may become dislodged from the hook. This will become natural with practice.



Still have questions? Call or email your A.M.G. Medical representative or our customer service at **1-800-363-2381**. You can also email us at customer.service@amgmedical.com or visit us at www.medprodefense.com